

Prepare - Act - Survive



Why Christmas Hills is at risk of bushfire

Fire Authorities have assessed Christmas Hills as having an EXTREME bushfire risk. Local residents and visitors should be prepared for fire and have a plan for when the Fire Danger Rating is **SEVERE**, **EXTREME** or **CODE RED**.

This community information guide includes a map containing key elements of Christmas Hills bushfire risk. At the time of publication, there are **NO** designated Neighbourhood Safer Places – Places of Last Resort at Christmas Hills.

Important community bushfire safety information is provided to help you make informed decisions about how to survive a bushfire, whether you're a local resident or a visitor to the area. Planning and preparation can save lives in a bushfire. Use this community information guide to help you and your family to prepare.





Prepare

It's important if **you** live, work and travel in this area, to plan what **you** will do if a bushfire threatens.

Understand **your** bushfire risk

- Christmas Hills has been assessed as having an EXTREME bushfire risk in accordance with the Victorian Fire Risk Register.
- Be aware that it is impossible for emergency services to protect every individual home or property.
- This assessment takes into account local factors such as local terrain, vegetation, access in and out of the township and the bushfire history.
- Bushfires move more quickly uphill so properties located on hills and ridges will need to factor this into their bushfire survival plan.
- Know the daily Fire Danger Rating in the district where you live or travel **www.cfa.vic.gov.au**

Reduce **your** bushfire risk

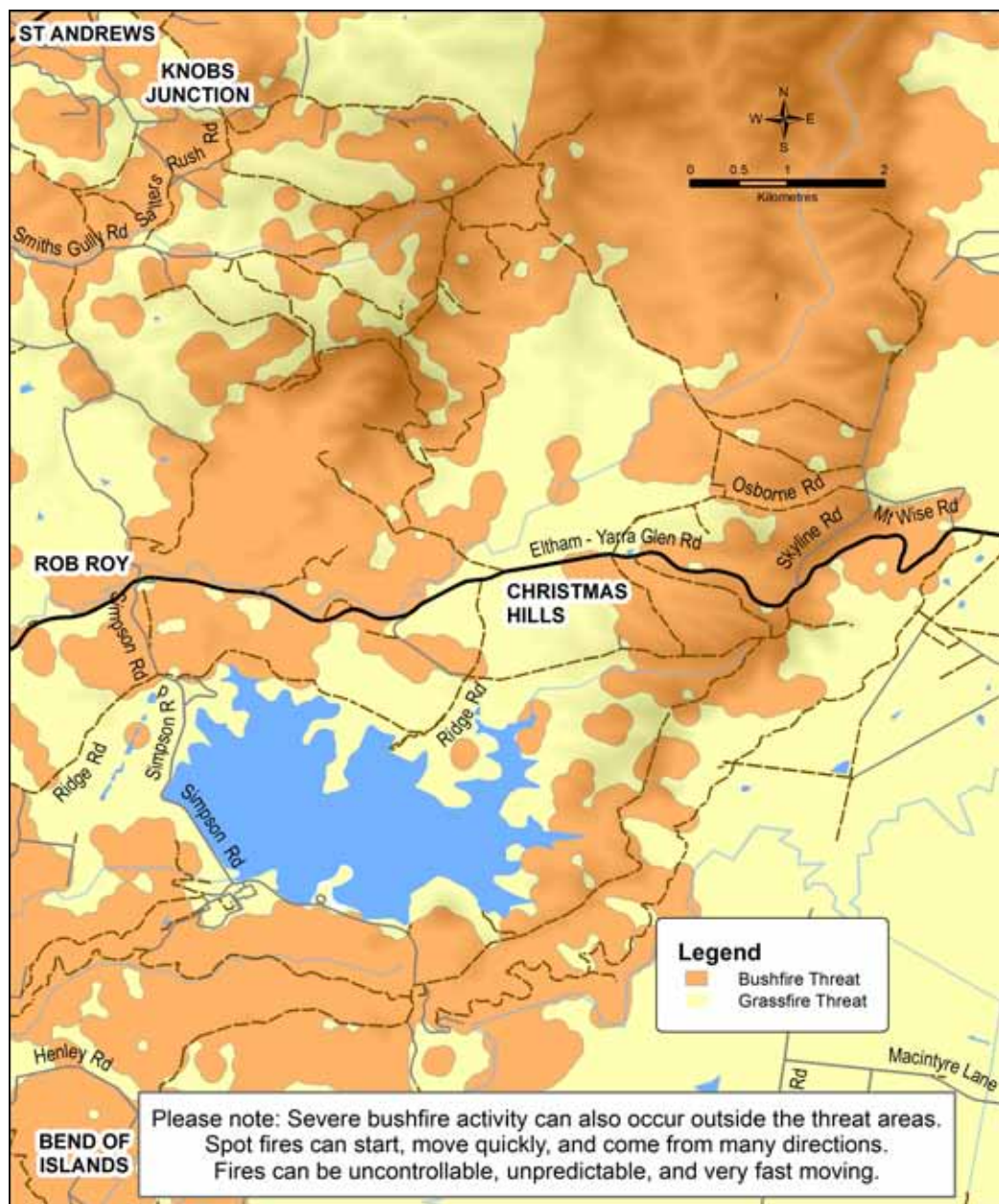
Living in a bushland environment means preparing your property and home AND managing vegetation around your home is essential - even if you are planning to leave early. Check with your council about burning off regulations and green waste collection services.

There are many resources available and activities you can be involved in to learn more about your risk and preparing your bushfire survival plan:

- Get a Fire Ready Kit including the Leaving Early Bushfire Survival Plan and checklists.
- Check out CFA and local government Websites.
- Use the Household Bushfire Self-Assessment Tool to assess the risk of your property.
- Contact your local CFA Fire Brigade and attend a local Fire Ready meeting at the start of summer.
- Attend a Bushfire Planning Workshop.
- Join a local neighborhood Community Fireguard Group or, if there isn't one in your road start one..

All of these resources, meeting details and services can be accessed from **cfa.vic.gov.au** or calling the **VicEmergency Hotline** on **1800 226 226** (TTY 1800 122 969)

Christmas Hills Bushfire Threat Map





Prepare

FACT

It is your responsibility to prepare yourself, your family and your home for the threat of bushfire. You need to act decisively in accordance with your **Bushfire Survival Plan** when fires threaten. Your survival depends on your preparations and the decisions you make.



Leave early

Leaving early is always the safest option.

Leaving early is more important when:

- The Fire Danger Rating is **CODE RED**. Homes aren't designed to withstand a bushfire during these conditions. Any fire that starts and takes hold will be so intense that you won't be safe to stay and defend your home – no matter how well prepared it is.
- There are children, elderly or disabled people in your home. People who are vulnerable due to age, health or any other reason, should always leave early.
- You have not prepared yourself or your property to give you and your home the best level of protection from a fire.
- Your house is not defensible. Some homes are not safe to defend because of their location or construction.

If you plan to leave, then you should leave well before a fire reaches your area and well before you are under threat. Follow the actions recommended for the Fire Danger Rating of the day (see pages 6 and 7). **Visit CFA website www.cfa.vic.gov.au**

Where will you go?

- Is it a safe choice? You may choose somewhere that suits your personal needs and circumstances, e.g. a family member's house in an urban area with a backyard for your pet, or shopping centre complex, or central business district of a large regional centre.
- If you don't have any other options, you may wish to consider the following townships: **Lilydale and Chirnside Park**.

If you - or someone you care for - will need help to prepare and leave early when there is high fire risk, obtain a Red Cross **Bushfire: Preparing to leave early guide** at **www.cfa.vic.gov.au** or request a copy by phoning the **VicEmergency Hotline on 1800 226 226**

PREPARE. ACT. SURVIVE.

PREPARE. You must make important decisions before the fire season starts.

ACT. The higher the Fire Danger Rating, the more dangerous the conditions.

SURVIVE. Fires may threaten without warning, so you need to know what you will do to survive.



- Strong winds and bushfires may cause trees or large branches to fall.
- Beware of emergency vehicles and other traffic on roads.
- Smoke may reduce visibility.



How you can stay in touch

- Bookmark the VicEmergency webpage (www.emergency.vic.gov.au).
- Follow CFA on Twitter (www.twitter.com/cfa_updates).
- Join the CFA Facebook page (www.facebook.com/cfavic).
- Access the CFA mobile website at www.cfa.vic.gov.au/mobile
- Download the VicEmergency app if you have a smartphone or tablet Apple (App Store) and Android (Google play).
- Beware, cordless home phones will NOT work if the mains power supply is cut.
- Wireless communications, internet and landlines may vary between service providers.
- Mobile phone coverage in and around Christmas Hills is generally patchy, but may not be accessible during times of emergency and may vary between service providers.
- There is no community-alerting siren operating in this township.
- Sirens sounding nearby are a trigger for you to seek information, as they may indicate fire activity in your area. When you hear a siren, further information may be available via ABC local radio, commercial and designated community radio stations, and SKY News TV (see page 16).



A written fire plan may save your life - would you remember a plan that's just in your head if your surrounded by smoke, heat, flame and noise?

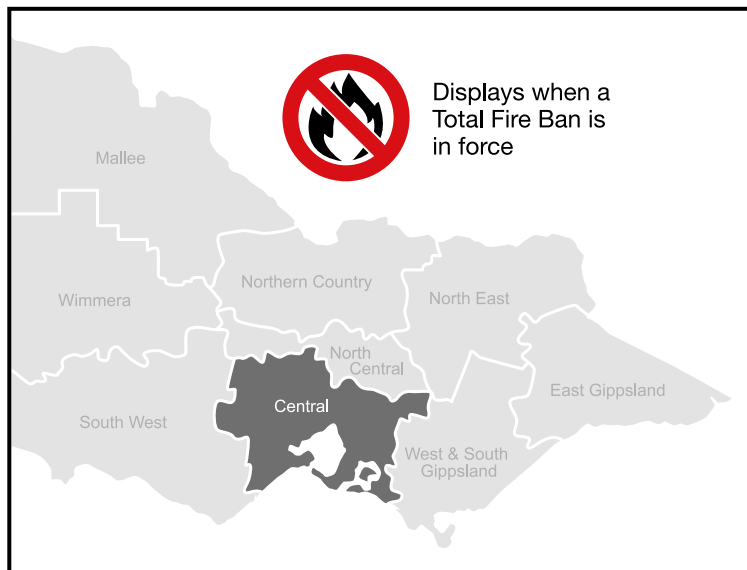


Act

Note *your* district's
Fire Danger Rating
daily as *your* trigger
to act.



Christmas Hills is in the Central Fire District



Triggers

CODE RED

EXTREME

SEVERE

VERY HIGH

HIGH

LOW- MODERATE

Actions

What does it mean?	What should I do?
<p>These are the worst conditions for a bush or grass fire.</p> <p>Homes are not designed or constructed to withstand fires in these conditions.</p> <p>The safest place to be is away from high risk bushfire areas.</p>	<p>Leaving high risk bushfire areas the night before or early in the day is your safest option – do not wait and see.</p> <p>Avoid forested areas, thick bush and long, dry grass.</p> <p>Know your trigger.</p> <p>Make a decision about:</p> <ul style="list-style-type: none"> –when you will leave –where you will go –how you will get there –when you will return –what you will do if you cannot leave
<p>Expect extremely hot, dry and windy conditions.</p> <p>If a fire starts and takes hold, it will be uncontrollable, unpredictable and fast moving. Spot fires will start, move quickly and will come from many directions.</p> <p>Homes that are situated and constructed or modified to withstand a bushfire, that are well prepared and actively defended, may provide safety.</p> <p>You must be physically and mentally prepared to defend in these conditions.</p>	<p>Consider staying with your property only if you are prepared to the highest level. This means your home needs to be situated and constructed or modified to withstand a bushfire, you are well prepared and you can actively defend your home if a fire starts.</p> <p>If you are not prepared to the highest level, leaving high risk bushfire areas early in the day is your safest option.</p> <p>Be aware of local conditions and get information by listening to ABC Local Radio, commercial and designated community radio stations or Sky News TV, going to www.cfa.vic.gov.au or call the VicEmergency Hotline on 1800 226 226.</p>
<p>Expect hot, dry and possibly windy conditions.</p> <p>If a fire starts and takes hold, it may be uncontrollable.</p> <p>Well prepared homes that are actively defended can provide safety.</p> <p>You must be physically and mentally prepared to defend in these conditions.</p>	<p>Well prepared homes that are actively defended can provide safety – check your bushfire survival plan.</p> <p>If you are not prepared, leaving bushfire prone areas early in the day is your safest option.</p> <p>Be aware of local conditions and get information by listening to ABC Local Radio, commercial and designated community radio stations or Sky News TV, going to www.cfa.vic.gov.au or call the VicEmergency Hotline on 1800 226 226.</p>
<p>If a fire starts, it can most likely be controlled in these conditions and homes can provide safety.</p> <p>Be aware of how fires can start and minimise the risk.</p> <p>Controlled burning off may occur in these conditions if it is safe – check to see if permits apply.</p>	<p>Check your bushfire survival plan.</p> <p>Monitor conditions.</p> <p>Action may be needed.</p> <p>Leave if necessary.</p>



Act

Planned Emergency



Understanding Warnings

- A warning will be issued when any type of emergency could impact you or your property.
- Warnings aim to provide you with the best advice and information on what is happening to help you make good decisions to protect yourself and others.
- Remember: don't rely on an official warning to leave. Emergencies can start quickly and threaten you within minutes.
- Always use more than one source for your emergency information.

Evacuation

You may be advised to evacuate by police or emergency services. In fast-moving situations, you may not always receive a warning or recommendation to evacuate. Stay informed, aware of local conditions and the Fire Danger Rating, so that you can plan ahead and make the right decision in a bushfire. Leaving early is always the safest option. Refer to 'Community Evacuation Information', available at

www.police.vic.gov.au

Should a recommendation to evacuate be made, the following advice would apply:

- A fire is rapidly advancing.
- If advised, travel to the evacuation destination as advised by emergency services.
- Strictly follow all instructions and advice.



Community information

- A newsletter containing updates for communities affected by an emergency.
- Can also be used as notification that an incident has occurred but there is no threat to community.



Advice

- An incident is occurring or has occurred in the area. Access information and monitor conditions.
- Can also be used as a notification that activity in the area has subsided and is no longer a danger to you.



Warning (Watch & Act)

- An emergency is developing nearby. You need to take action now to protect yourself and others.



Emergency Warning

- You are in imminent danger and need to take action immediately.



Prepare to evacuate/evacuate now

- An evacuation is recommended or procedures are in place to evacuate.

Emergency Service Actions

Fire Agencies

- Protecting life is the highest priority
- Issue advice and warnings via official channels (see emergency broadcasters page 16)
- Control and manage fire fighting activities
- Where safe to do so, protect:
 - Identified community assets
 - Property
 - The environment

Victoria Police

- Keep people safe and property secure
- Control traffic in bushfire areas
- Manage evacuations and register those who have evacuated
- Work with other agencies to keep the community informed

Christmas Hills

- Residents and visitors, know your risk and act in accordance with the Fire Danger Rating triggers on pages 6 and 7

Nillumbik Shire Council

- Activate and support the Emergency Relief Centres when required
- Assist and support the Community to recover from the emergency
- Provide additional resources when requested by emergency services

NOTE: On Code Red days, some council services may not be available

VicRoads

- Manage road closures on advice from Police and Fire agencies. This information can be found on the VicRoads website - www.vicroads.vic.gov.au
- Undertake safety inspections of roads prior to re-opening
- Provide advice to communities about road closures



Bushfire Survival

WHAT TO DO

Leave Early

- When the Fire Danger Rating is Code Red, leaving early is always the safest option
- Leave early destinations could include homes of families & friends who live outside the risk area, a nearby town or built up area

Always the safest option



Well Prepared

If leaving the high-risk area is no longer an option, there may be options close to where you are that could protect you. These include:

Your safety is



For more information on how to prepare your own
www.cfa.vic.gov.au VicEmergency Hotline

Options

- A well prepared home (yours or your neighbours') that you can actively defend on Severe & Extreme Fire Danger Rating days only
- Private Bushfire Shelter (bunker) that meets current regulations
- Designated community fire refuge

not guaranteed

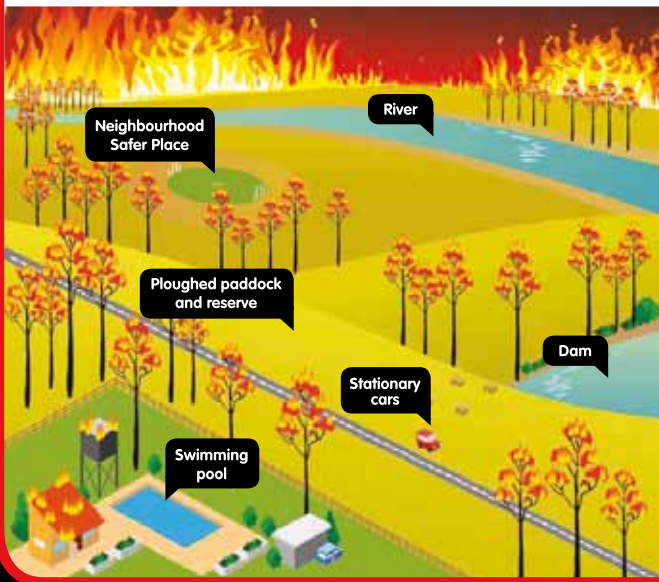


Last Resort

In situations where no other options are available to you, taking shelter in one of the below may protect from radiant heat:

- Neighbourhood Safer Place (place of last resort)
- Stationary car in a clear area
- Ploughed paddock or reserve
- Body of water (i.e. beach, swimming pool, dam, river, etc.)

High risk of trauma, injury or death



Bushfire Survival Plan:
1800 226 226

Survive

*Fire may threaten without warning so **you** need to know what to do to survive.*

Community Fire Refuges

- A Community Fire Refuge is a place that is a building open to the public that can provide short-term shelter from immediate life-threatening effects of a bushfire event.
- There is no Community Fire Refuge located in Christmas Hills.

Activate **your bushfire survival plan **early****

- Remember, bushfires can happen when least expected. Planning and preparation are essential.
- A last minute decision may cost you and your family your lives.
- **You may not receive an official warning about a bushfire.**
- Do NOT expect a fire truck at your property.
- It is your responsibility to prepare yourself, your family and your home for the threat of bushfire.
- Keep in mind that defending a house requires at least two able-bodied, fit and determined adults, who are physically and mentally prepared to work long and hard in arduous conditions.

Leaving late is **DANGEROUS**

- Travel on roads in this area during a fire is dangerous.
- You may be impacted by fire, and visibility may be poor due to smoke.
- The roads may be blocked due to falling trees, collisions or emergency vehicles.
- Those vulnerable due to age, health, or any other reason may be put at further risk by leaving late.
- If you do not have a bushfire survival plan then your safest option is to leave early.
- Do not 'wait and see' - it is extremely dangerous to leave after there are signs of fire in your area.
- A drive that may normally take five minutes may take up to two hours in the event of a fire.

There is **no** Neighbourhood Safer Place – Place of Last Resort in Christmas Hills

It is important that you plan to leave early (see page 4). Assemble a relocation kit.

Your relocation kit

Have a relocation kit with essential items already prepared and make sure it is stored in an easily accessible place.

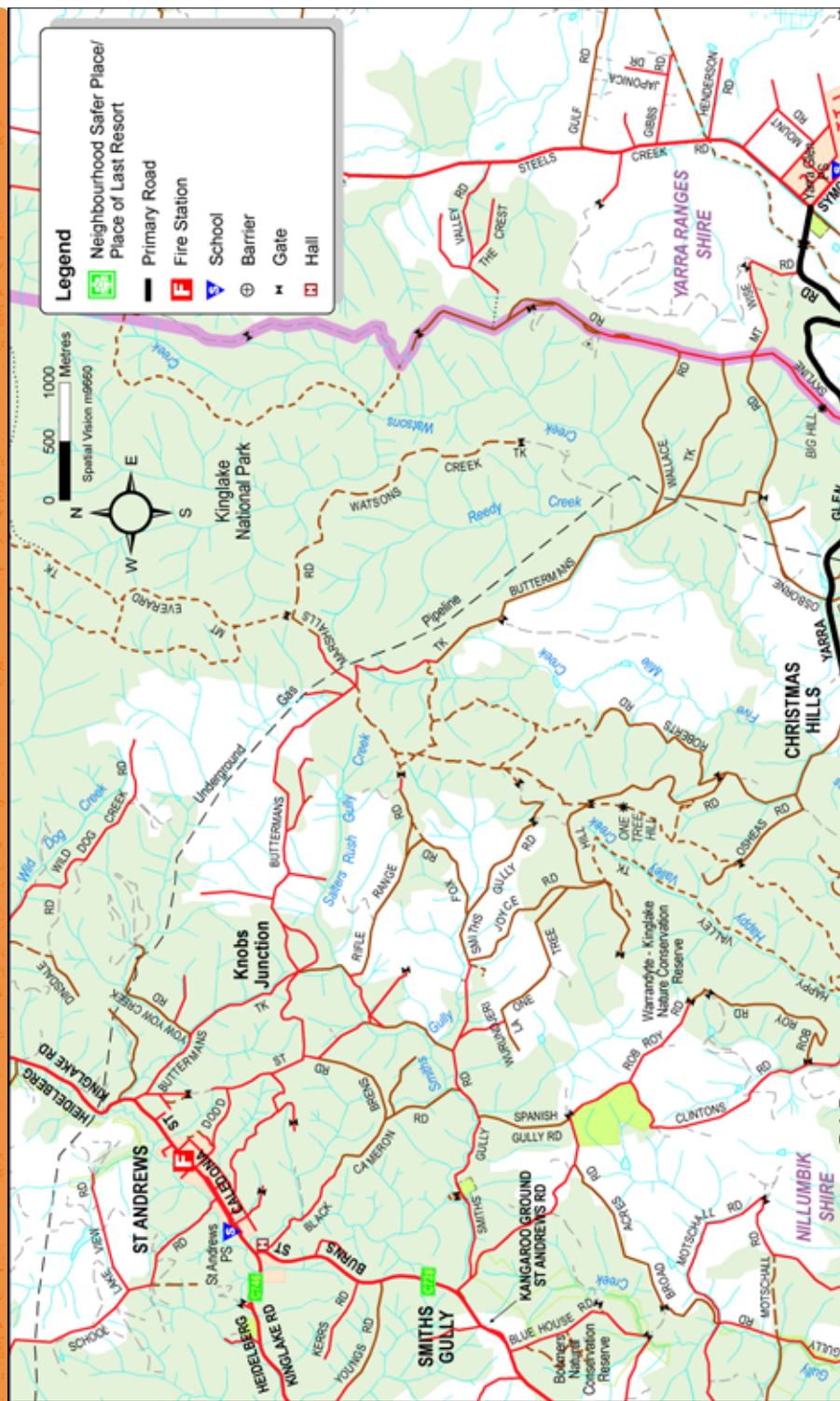
Some of the things that you might like to include in your kit are:

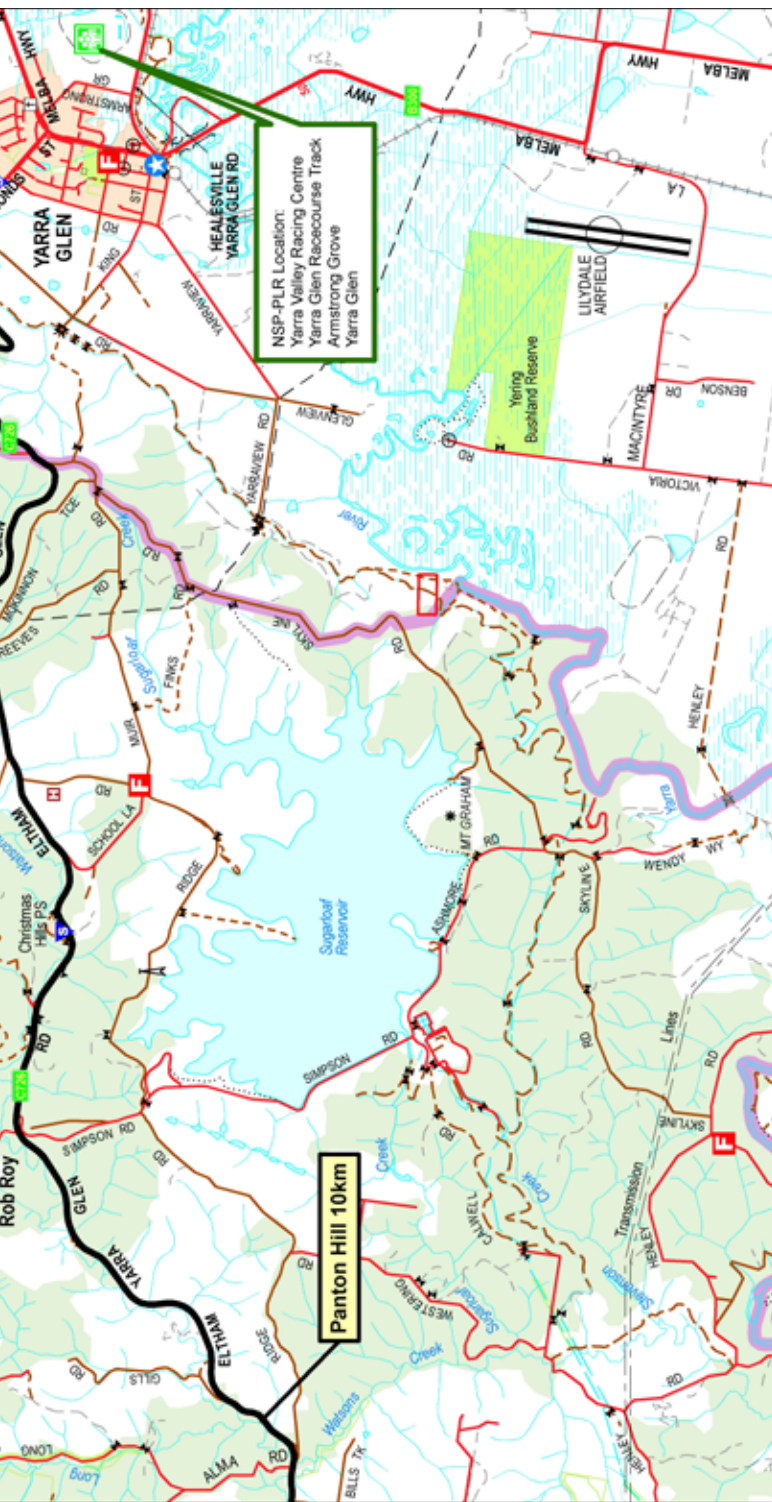
Relocation checklist

- | | | | |
|--|--------------------------|------------------------|--------------------------|
| Protective clothing made from natural fibres | <input type="checkbox"/> | Important documents | <input type="checkbox"/> |
| Woollen blankets | <input type="checkbox"/> | First aid kit | <input type="checkbox"/> |
| Water and medications | <input type="checkbox"/> | Cash, ATM/credit cards | <input type="checkbox"/> |
| Toiletries and sanitary supplies | <input type="checkbox"/> | Valuables and photos | <input type="checkbox"/> |
| Mobile phone and charger | <input type="checkbox"/> | Battery powered radio | <input type="checkbox"/> |



Christmas Hills Community Map





Vicmap Information © The State of Victoria, Department of Environment and Primary Industries, 2013. Reproduced by permission of the Department of Environment and Primary Industries.

Disclaimer: This material may be of assistance to you, but the State of Victoria and its employees do not guarantee that the publication is without flaw of any kind, or is wholly appropriate for your particular purposes. Therefore, they disclaim all liability for any error, loss or consequences which may arise from your relying on any information contained in this material.

In EMERGENCY dial 000 (TTY 106)

Do not call Triple Zero for information or advice. Calling Triple Zero unnecessarily may put others who are in a genuine emergency situation at risk.

VicEmergency Hotline: 1800 226 226

Emergency Contact Information

Download the VicEmergency app, the official Victorian Government App for access to community information and warnings.

Monitor the VicEmergency App and tune into your emergency broadcaster and VicEmergency website (www.emergency.vic.gov.au) on days of high fire danger ratings is the most reliable way of staying informed. Mains power may be unavailable, or fail, during fire and emergencies – keep a battery powered radio available.

Emergency Broadcasters: Plenty Valley FM 88.6, ABC 774 AM, Fox 101.9 FM, Triple M 105.1 FM, Gold 104.3 FM, Classic Rock 91.5 FM, Nova 100.3 FM, 3AW 693 AM, Magic 1278 AM, SEN 1116 AM, Mix 101.1 FM, Sky News TV

Road closures: 13 11 70 www.vicroads.vic.gov.au

National Park, State Forest and Park closures: 13 19 63 www.parkweb.vic.gov.au

School, early childhood services and bus route closures: www.education.vic.gov.au

24 Hour Wildlife Emergency: 13 000 WILDLIFE or 1300 094 535

24 Hour NURSE-ON-CALL: 1300 60 60 24

Bushfire Information:

VicEmergency website: www.emergency.vic.gov.au

CFA website: www.cfa.vic.gov.au

Follow CFA on Twitter: [www.twitter.com/cfa_updates](https://twitter.com/cfa_updates)

Join the CFA Facebook page: www.facebook.com/cfavic

FFMvic website (Planned burning): www.ffm.vic.gov.au



Further Information

Dept of Human Services: www.dhs.vic.gov.au/emergency

Forest Fire Management Victoria: 13 61 86 www.ffm.vic.gov.au

Weather: www.bom.gov.au

CFA District Office: (03) 8746 1400 (**non emergency calls only**)

Nillumbik Shire Council: (03) 9433 3111 www.nillumbik.vic.gov.au

Deaf, hearing impaired or speech impaired? **Contact the National Relay Service on 1800 555 677** if you use a **TTY, 1800 555 727** if you use Speak and Listen, and then ask for: **1800 226 226**